


Instructions for Joining the PTO through the website:

Marshall.my-pto.org

Click on “Join the PTO”



If you already have a log in for the website

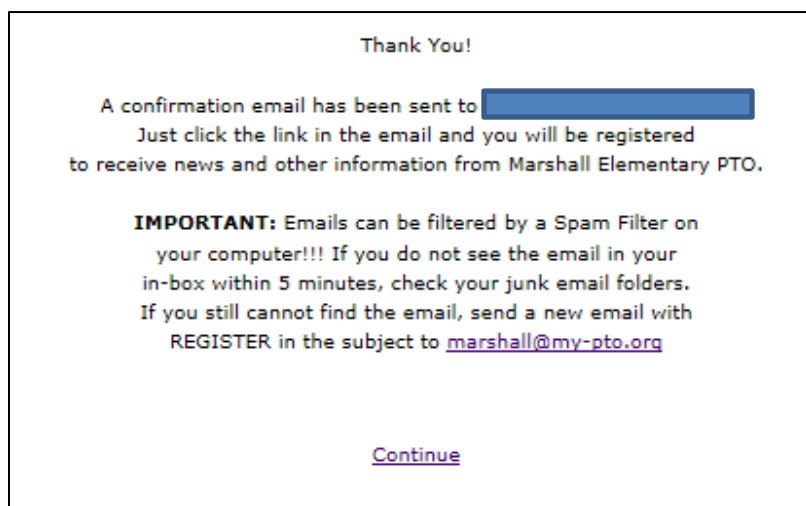
- Log-in to the website
- Fill out form
- Hit submit when done
- Pay dues in person by cash, check or credit card

If you do not have a log in for the website

- Click on link “Click here” to register for the site.

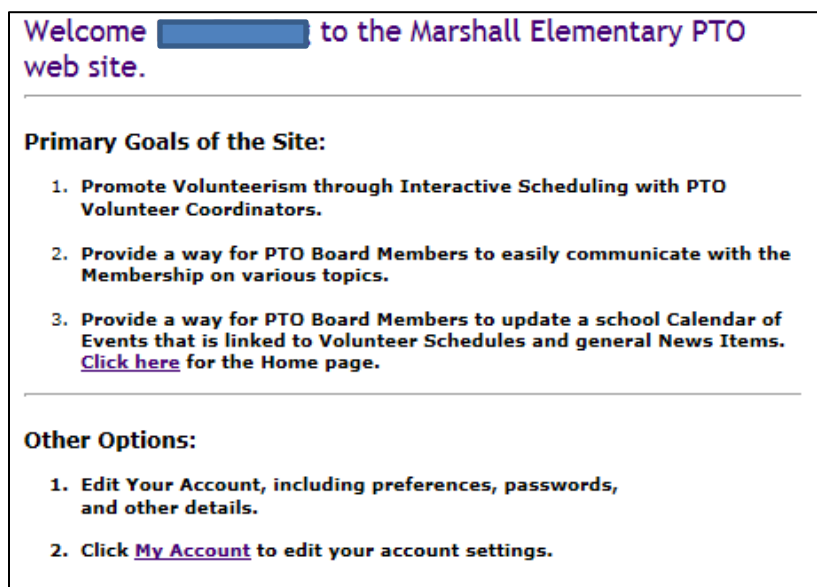
The image shows a screenshot of the 'Join the PTO' registration form. The title is 'Join the PTO'. Below the title, it says 'Thank you for registering for the Marshall PTO website. Please register with Marshall Elementary PTO here:'. The form contains the following fields: E-mail Address, Password (with a note '4-20 characters'), First Name, Last Name, and Phone. There is a checkbox for 'Send announcements via email.' Below the form, there is a CAPTCHA image showing the characters '46I3NW' in green on a yellow background. A link 'Get a new challenge' is provided below the CAPTCHA. Below the CAPTCHA, it says 'Write the characters in the image above' and there is a text input field. At the bottom of the form is a 'Submit' button.

After you complete form, the following message will come up:



Click continue

You will then get a welcome message



Click on "Join the PTO" tab at the top of the page



Fill out form

Hit submit when done

Pay dues in person by cash, check or credit card

Thank you!!